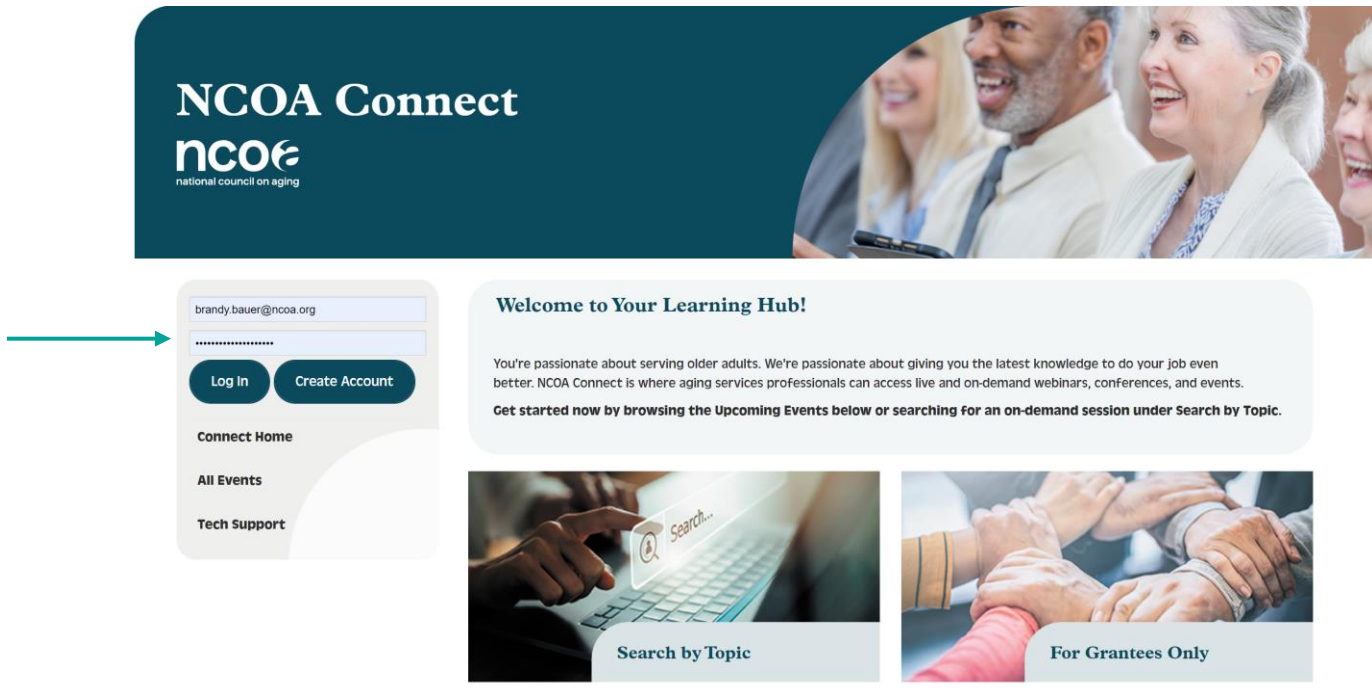


## How to Use NCOA Connect, the National Council on Aging's Online Learning Portal

### Find the Learning Hub Online

Go to the website <https://connect.ncoa.org/>



On the left-hand side, enter your email address and password to log in.

- Don't have a log-in yet? Select "Create Account"
- Forgot your password? Visit <https://connect.ncoa.org/password/forgot> to request a reset.

Be sure to set your email filter to allow [connect.ncoa.org@mailgun.commpartners.com](mailto:connect.ncoa.org@mailgun.commpartners.com) to send notifications and reminders about any events/activities you register for using the platform.

### After Logging In

You now have full range of access to content within NCOA Connect.

You can search by topic to find content within these general broad categories:

- Business Acumen
- Diverse Populations
- Economic Security
- Healthy Living

- Senior Centers
- Public Policy & Advocacy

Scrolling down the homepage lets you see upcoming events, which can be filtered by topic and type (e.g., webinar, conference).

## Upcoming Events

[Advanced Search/This List](#)

Search by Category  
All Categories

Search by Type  
All Product Types

Sort By  
Old to New

Search by Keyword

### Pneumonia and Flu Vaccines for Older Adults: The Role of Aging Services Providers

Includes a Live Web Event on 12/16/2021 at 2:00 PM (EST)

By the end of this webinar, participants will understand the latest CDC recommendations for pneumonia, influenza, and COVID vaccines for older adults and the important role that aging services providers can play in education and outreach.

[View](#)

### NISC Programs of Excellence 2020 Winners

This series of webinars will showcase senior centers who are the winners of the annual NISC Programs of Excellence awards. Awardees will present their innovative programs and discuss how other senior centers can implement similar programs in their communities.

[View](#)

## Setting Up Your Profile

Click on the “My Profile” tab in the left menu to add your photo, change your password, and indicate which categories are of interest to you. You can also update your privacy and message settings to choose how public you wish your profile to be.

[Log Out](#)  
[Connect Home](#)  
[All Events](#)  
[My Events](#)  
[My Profile](#)  
[Tech Support](#)

## My Profile

Profile Fields
Privacy Settings
Messaging Settings

Instructions

Profile Image 

[Clear Image](#)

Email

Password 

Leave blank if you do not want to change the password.

First Name

Last Name

Zip/Postal Code

Timezone

### Interest Categories

Economic Security  
☐ 0 ☐ 1 ☐ 2 ☐ 3 ☐ 4 ☐ 5

Healthy Living  
☐ 0 ☐ 1 ☐ 2 ☐ 3 ☐ 4 ☐ 5

Senior Centers  
☐ 0 ☐ 1 ☐ 2 ☐ 3 ☐ 4 ☐ 5

Business Acumen  
☐ 0 ☐ 1 ☐ 2 ☐ 3 ☐ 4 ☐ 5

Diverse Populations  
☐ 0 ☐ 1 ☐ 2 ☐ 3 ☐ 4 ☐ 5

Public Policy & Advocacy  
☐ 0 ☐ 1 ☐ 2 ☐ 3 ☐ 4 ☐ 5

Grantees

How to Use NCOA Connect

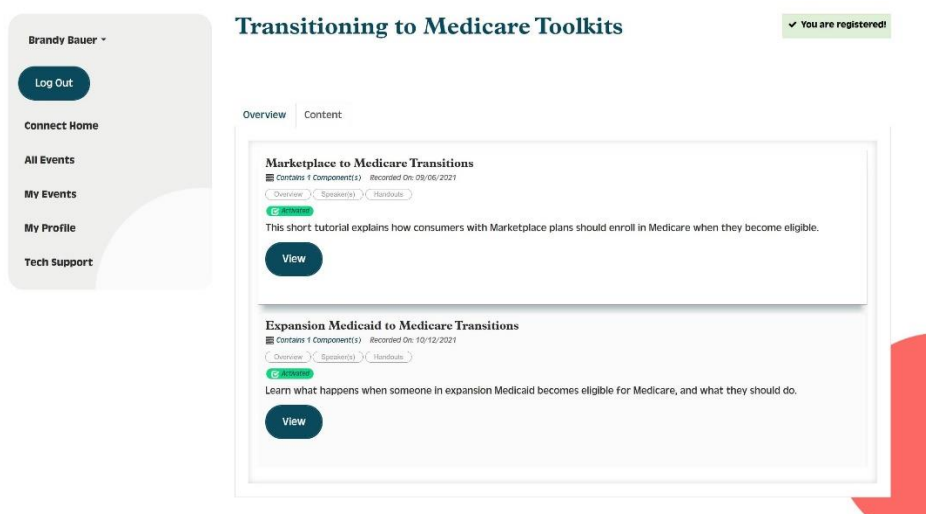
2

## Access Individual Events/Site Content

You can access learning content on NCOA Connect in several ways: searching by topic, clicking under resources for grantees, browsing upcoming events, or by clicking “All Events” in the left margin and entering a keyword or date.

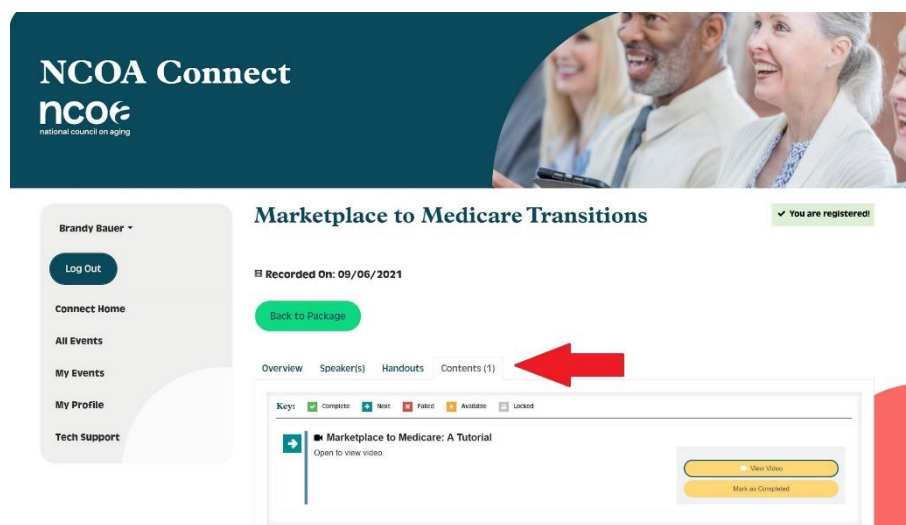
When first accessing a module, you may be asked to click the green register button (this is a simple on-step click and is used by NCOA to measure content engagement.) Once registered, click on the content title or the “View” box.

Some modules are bundled in a package and have multiple components, such as toolkits with several e-learning videos. Click on the name or “View” button of the module you’d like to see.



## Navigating Through Modules

Each module contains several tabs that provide information and resources about the topic. The “Contents” tab is where you’ll find the video/audio recording for the module. Other tabs such as “Handouts” provide downloadable materials and links related to the module content.



## Certificates of Completion

Some webinars and e-learning tools on NCOA Connect include Certificates of Completion. To access the certificate, you must complete the module components, e.g., watch the video, take a quiz, etc. Then the certificate will become available to download after completion.

Brandy Bauer ▾

Log Out

Connect Home

All Events

My Events

My Profile

Tech Support

Medicare Savings Programs 101

✓ You are registered!

Back to Package

Overview Handouts Contents (2)

Key: ✓ Complete ➔ Next ✗ Failed 🔒 Available 🔒 Locked

➔ **MSP 101**  
Open to view video.  
An introduction to the Medicare Savings Programs (MSPs)

View Video

Mark as Completed

🔒 **Certificate of Completion**  
No credits available | Certificate available

## Access Grantee-Specific Information

On the homepage, click on the box “For Grantees Only” on the right side of the screen. From this page, select your grant area. You can also access this page directly at: <https://connect.ncoa.org/for-grantees>.

This content on these pages is arranged chronologically backward, with the most recent events/posted tools appearing at the top of the list.

NCOA Connect  
nco  
national council on aging

Brandy Bauer ▾

Log Out

Connect Home

All Events

My Events

My Profile

Tech Support

**For Grantees Only**

This content is designed for NCOA grantees.

Center for Healthy Aging Grantees

Center for Benefits Access MIPPA Grantees

Center for Benefits Access BEC & SNAP Grantees

### **Get Technical Support**

Click on the “Tech Support” page link in the left-hand menu to get answers to common questions about webinar registration, accessing live and recorded sessions, connecting to a live webinar or conference session, and recommendations for audio/video settings.

### **Sign Up for Notice of Events**

Stay up-to-date on future events by signing up at <https://www.ncoa.org/get-involved>. (Scroll to bottom of page for e-news subscription.)